CORVETTE ORTA SEHPA

CORVETTE COFFE TABLE

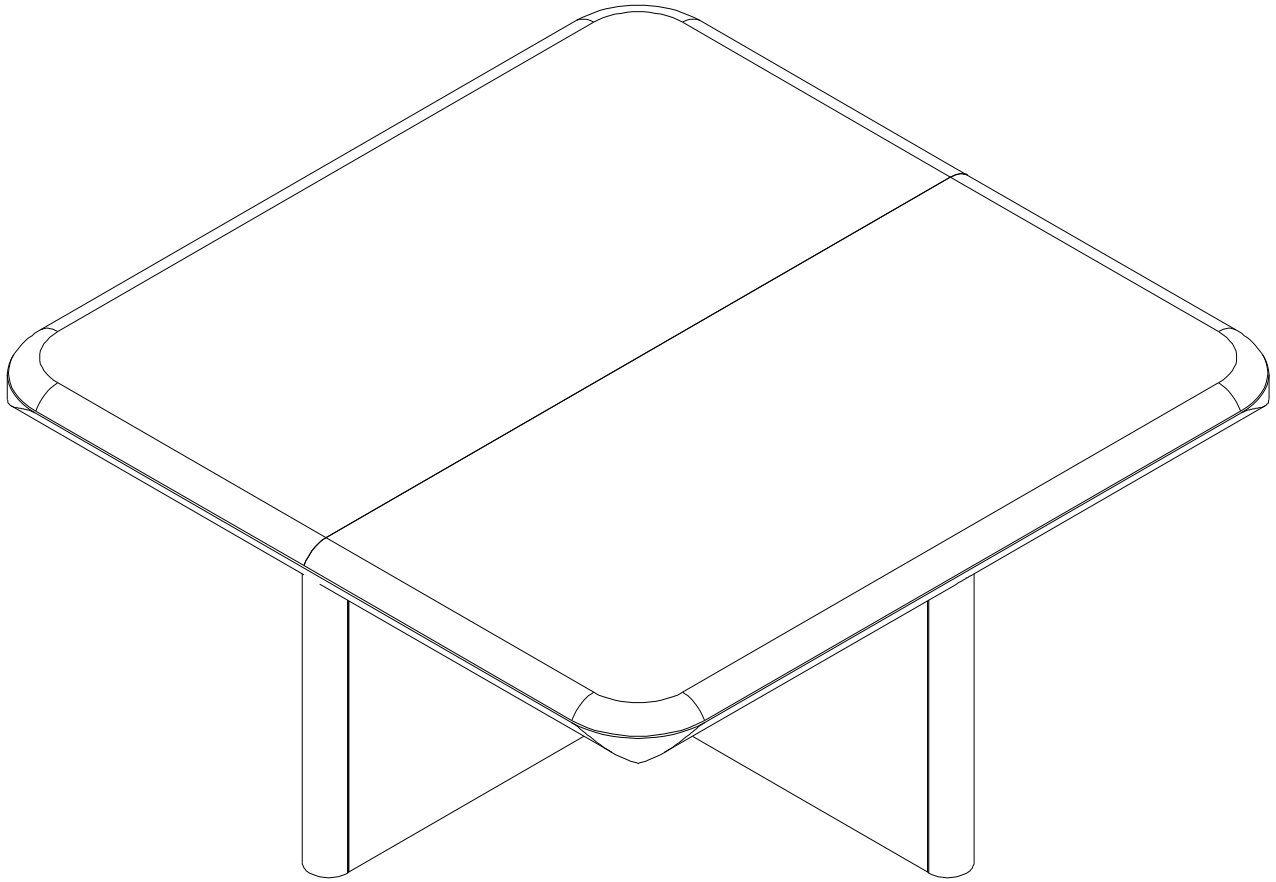

Assembly Instruction

Sayın Müşteri,
Satın almış olduğunuz bu ürün size ulaşmadan önce tüm
test edilmiş, kontrol edilmiş ve paketlenmiştir.
Ancak nakliye sırasında bazı parçalar zarar görebilir.
Böyle bir durumla karşılaşırsanız ürünün tamamını geri göndermeyin.
ve sadece hasarlı parçayı ve malzemeyi isteyin.

Gerekli parça ve malzemelerin kodunu kurulumda bulabilirsiniz.
Manuel.
Montaja başlamadan önce kolilerden çıkan ürünler eksiksizdir.
ve zararsız, olduğundan emin olun.
Birden fazla ürün satın aldıysanız montajı tamamlamadan
tek bir ürünü, bitirmeden ikinci ürünü açarak karışıklık yaratmayınız.
Kuruluma başlamadan önce her parçayı hafif nemli bir bezle silin ve
kurulumu başlatın,
Başlayabilirsin.
Lütfen mobilyalarınızı amacı dışında kullanmayınız.

Dear Customer,
Before this product you have purchased reaches you, all of our
has been tested and checked and packaged.
However, some parts may be damaged during transportation.
If you encounter such a situation, do not send the entire product back.
and simply ask for the damaged part and the material.

You can find the code of the required parts and materials in the installation
manual.
Before starting the assembly, the products coming out of the boxes are complete
and harmless make sure it is.
If you have purchased more than one product, without completing the assembly
of a single product,
Do not cause confusion by opening the second product.
Before starting the installation, wipe each part with a slightly damp cloth and
start the installation.
You can start.
Please do not use your furniture for other than its intended purpose.

PARÇA KODU	PARÇA ADI	ADET
PK-1	ÜST TABLA MDF / TOP TABLE MDF	1
PK-1	ÜST TABLA AHŞAP / TOP TABLE WOOD	1
PK-1	MALZEME PAKETİ / METARİAL PACKETS	1
PK-2	AHŞAP AYAK ÜST KERTİK/ WOODEN FOOT TOP NOTCH	1
PK-2	AHŞAP AYAK ALT KERTİK/ WOODEN FOOT UNDER NOTCH	1

In case you need a sparepart, please indicate "Model Code" and "Accessory Code" shown in the assembly instructions.

LET'S PAY ATTENTION TO THE CODE AND LOCATION OF THE MATERIALS WHEN POSITIONING

CAMARO ORTA SEHPA

CAMARO COFFE TABLE

PARTS THAT CAN BE SERVICED AFTER SALES
SSH OLABİLECEK PARÇALAR

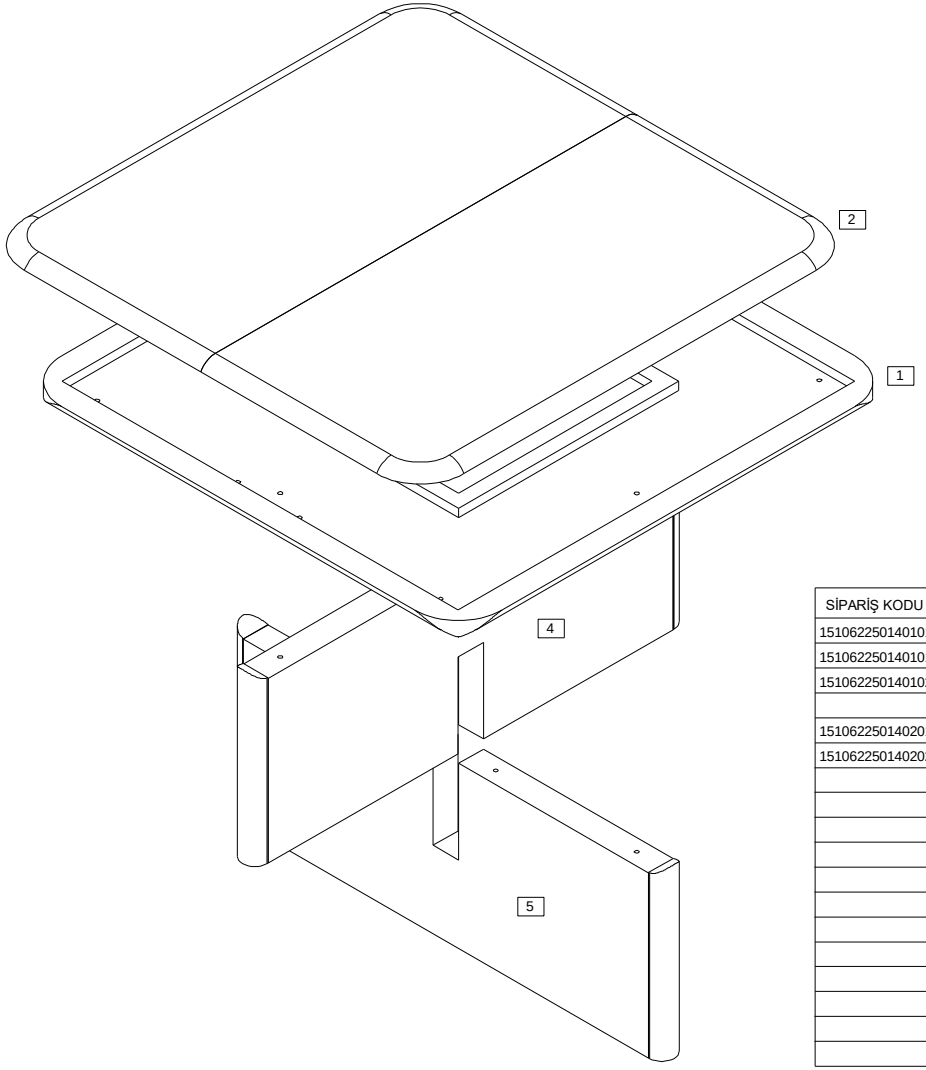

SİPARİŞ KODU	PARÇA KODU	PARÇA ADI	ADET
15106225014010103	1	ÜST TABLA MDF / TOP TABLE MDF	1
15106225014010101	2	ÜST TABLA AHŞAP / TOP TABLE WOOD	1
151062250140102	3	MALZEME PAKETİ / METARİAL PACKETS	1
151062250140201	4	AHŞAP AYAK ÜST KERTİK/ WOODEN FOOT TOP NOTCH	1
151062250140202	5	AHŞAP AYAK ALT KERTİK/ WOODEN FOOT UNDER NOTCH	1

3	Code	Kod Code	YB35	Kod Code	YB45
MATERIAL PICTURES	Items	M6X35 YSB		M6X45 YSB	
	Quantities	Adt. Piece	8	Adt. Piece	8

In case you need a sparepart, please indicate "Model Code" and "Accessory Code" shown in the assembly instructions.

LET'S PAY ATTENTION TO THE CODE AND LOCATION OF THE MATERIALS WHEN POSITIONING

INSTALLATION DIAGRAM WITH SPARE PARTS

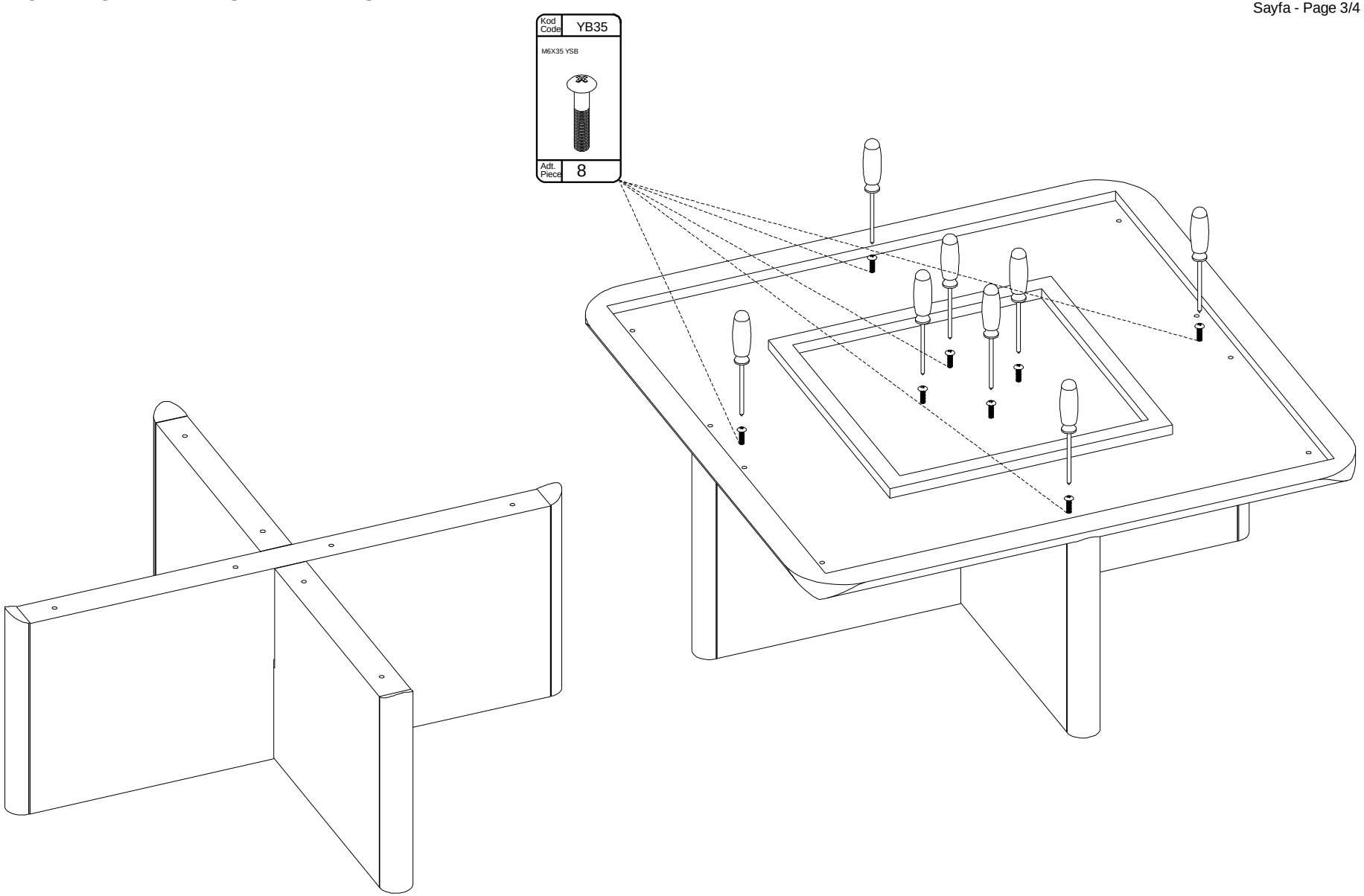

BAĞLANTI METARYALLERİ MONTE EDİNİZ
INSTALL CONNECTION MATERIALS

INSTALLATION DIAGRAM WITH SPARE PARTS

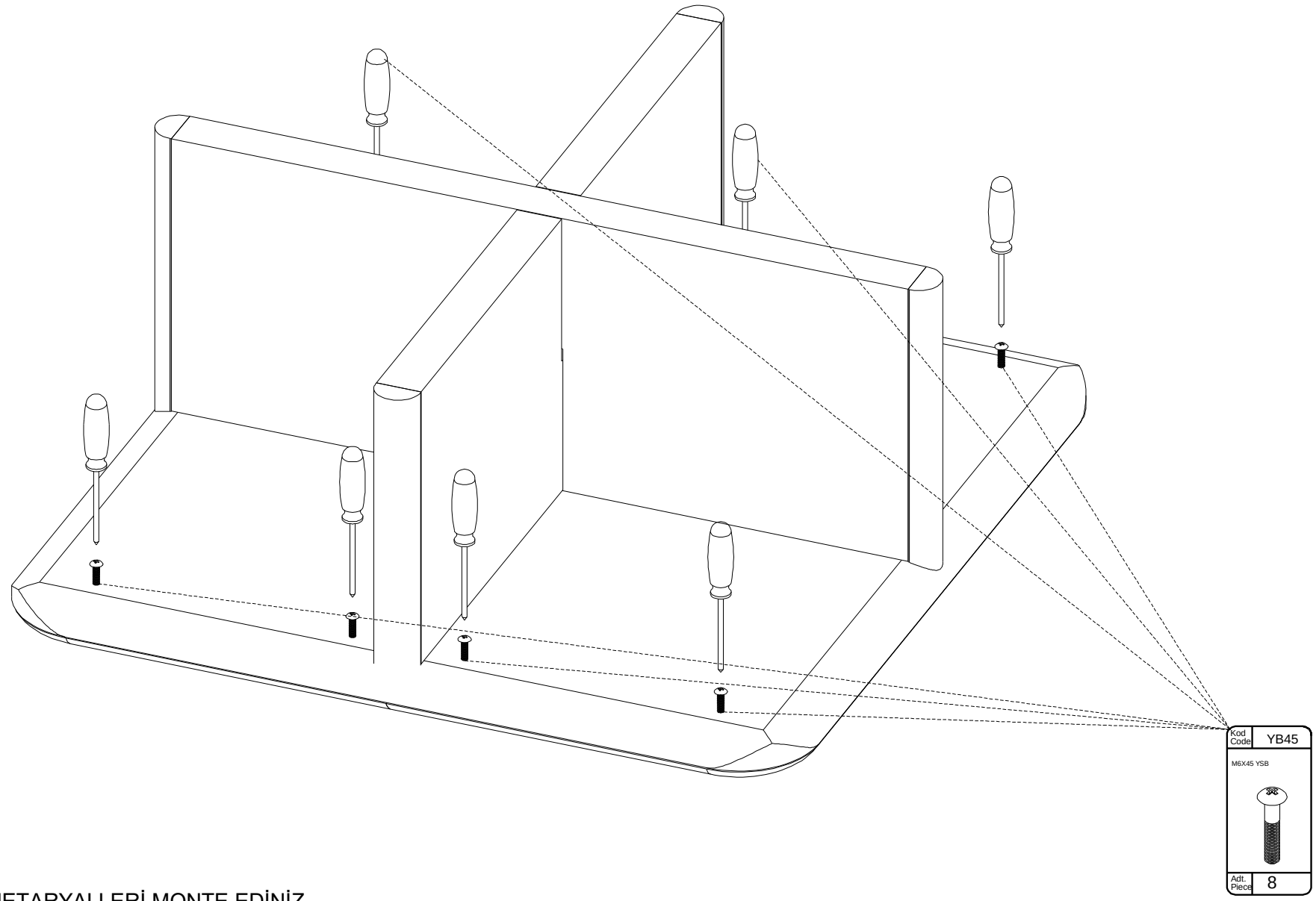

BAĞLANTI METARYALLERİ MONTE EDİNİZ
INSTALL CONNECTION MATERIALS